

MODEL:

# SRW18UHD

## SmartRack® Wall-Mount Server-Depth Rack Enclosure



18 Rack Units



Heavy-Duty  
Load Rating  
(500 lb)



Sturdy Steel  
Construction



Locking Doors  
and Front Panel



Standard  
19" Rack Width



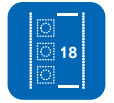
Convenient  
Cable Access



Adjustable  
Mounting Rails



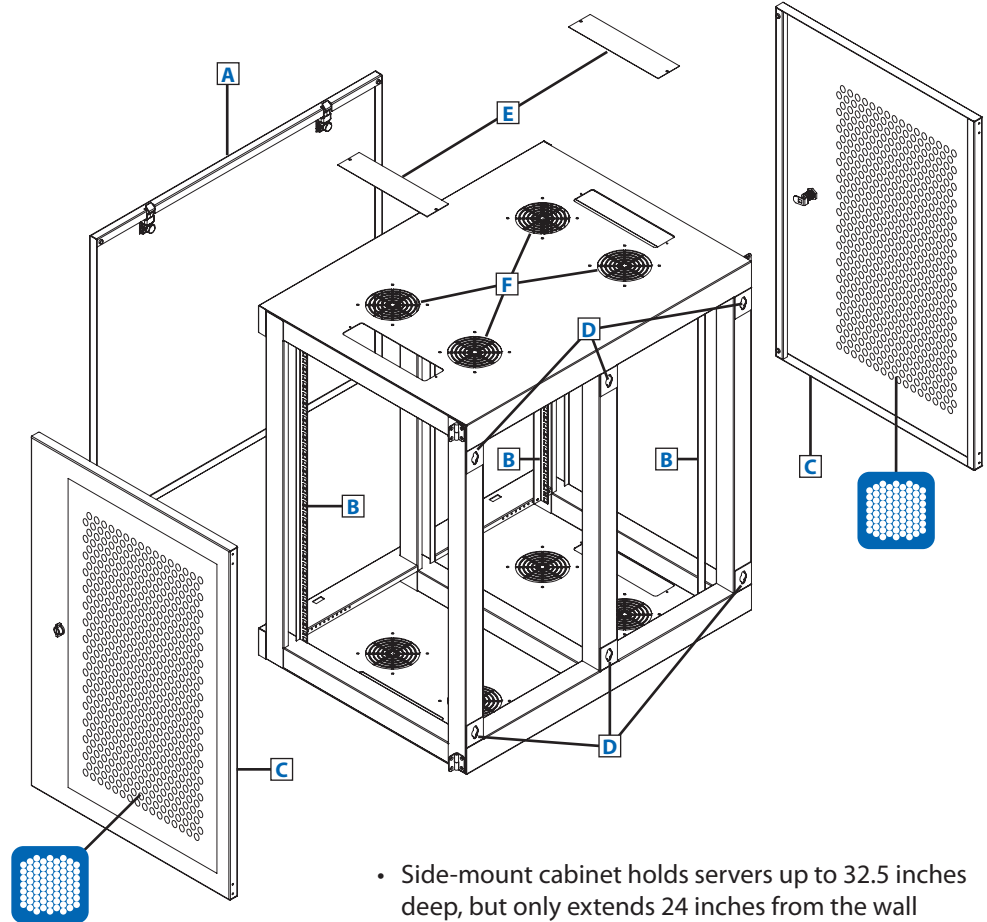
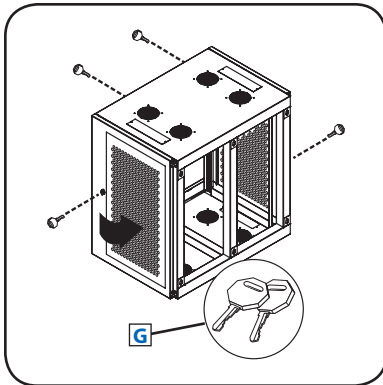
Ventilated Side  
Doors for Optimal  
Airflow



Square-Hole or  
Threaded-Hole  
Mounting

- A** Front Panel  
(Lockable and removable.)
- B** Adjustable Mounting Rails (4)  
(Vertical rails support square-hole  
mounting or threaded-hole mounting.)
- C** Side Doors (2)  
(Lockable and removable.)
- D** Keyhole Mounting Slots (6)  
(Accommodate user-supplied  
M10 or 3/8-inch mounting bolts.)
- E** Cable Access Port Covers (4)  
(Removable.)
- F** Vertical Air Vents (8)  
(Support optional SRFANWM fan kits.)
- G** Keys (2)

Also Includes: Owner's manual, cabinet ground screw, quick-release door ground wires and rackmount equipment mounting hardware (50 cage nuts, 50 mounting screws, 50 nylon cup washers).



- Side-mount cabinet holds servers up to 32.5 inches deep, but only extends 24 inches from the wall
- Heavy-duty steel frame supports loads up to 500 lb
- Perforated side doors promote optimal airflow path from server intake to exhaust and also provide convenient access to installed equipment and cabling
- Dual-purpose vertical mounting rails support square-hole or threaded-hole equipment mounting

**SEE NEXT PAGE FOR DETAILED UNIT MEASUREMENTS**

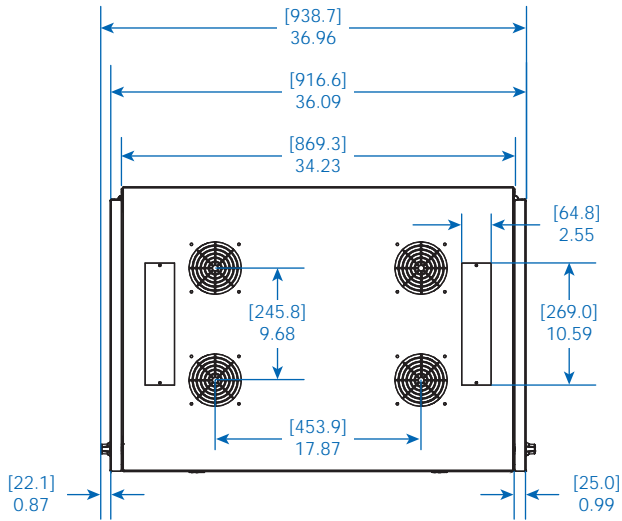
### Specifications

Model	SRW18UHD
Rack Spaces	18U
Equipment Mounting Depth	Up to 32.5 in (826 mm)
Load Rating*	500 lb (226.8 kg)
Unit Dimensions (H x W x D)	37 x 36.2 x 24.8 in (940 x 919 x 630 mm)
Shipping Dimensions (H x W x D)	41.3 x 37.8 x 25.6 in (1049 x 960 x 650 mm)
Unit Weight	136.7 lb (62 kg)
Shipping Weight	154.3 lb (70 kg)
Standards	Tested to UL 60950, EIA-310-E, IEC 60297-3-100, DIN 41494, IP20, PCI-DSS, NOM, RoHS

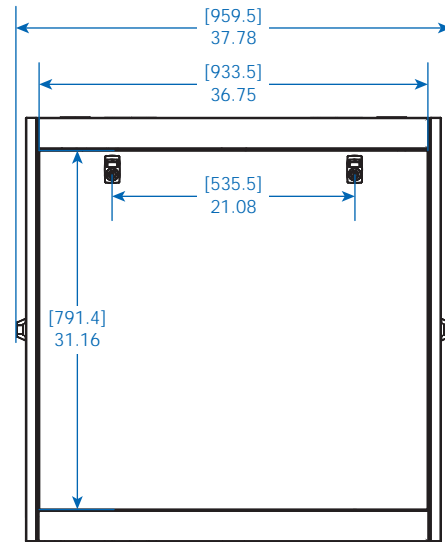
\* The load rating includes the combined weight of the unit and installed equipment. The unit must be mounted to a stable surface with user-supplied anchors capable of bearing the full load. Tripp Lite has a policy of continuous improvement. Specifications are subject to change without notice.



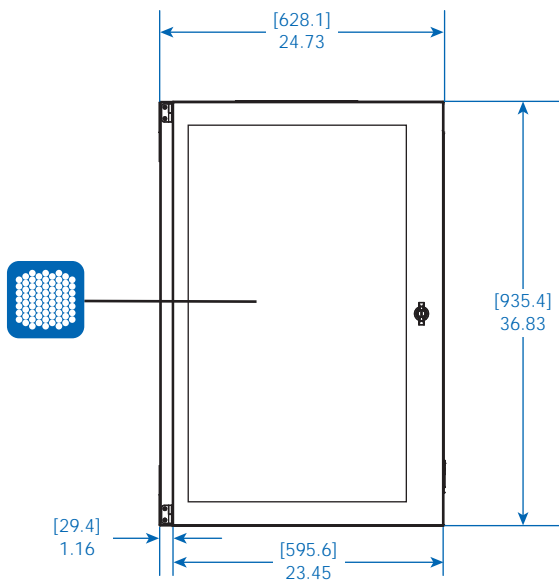
1111 W. 35th Street  
Chicago, IL 60609 USA  
773.869.1234  
www.tripplite.com



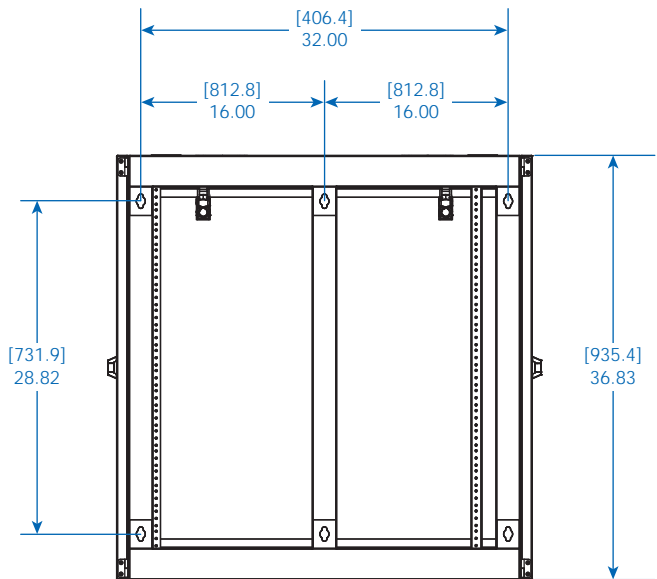
TOP/BOTTOM VIEW



FRONT VIEW



SIDE VIEW

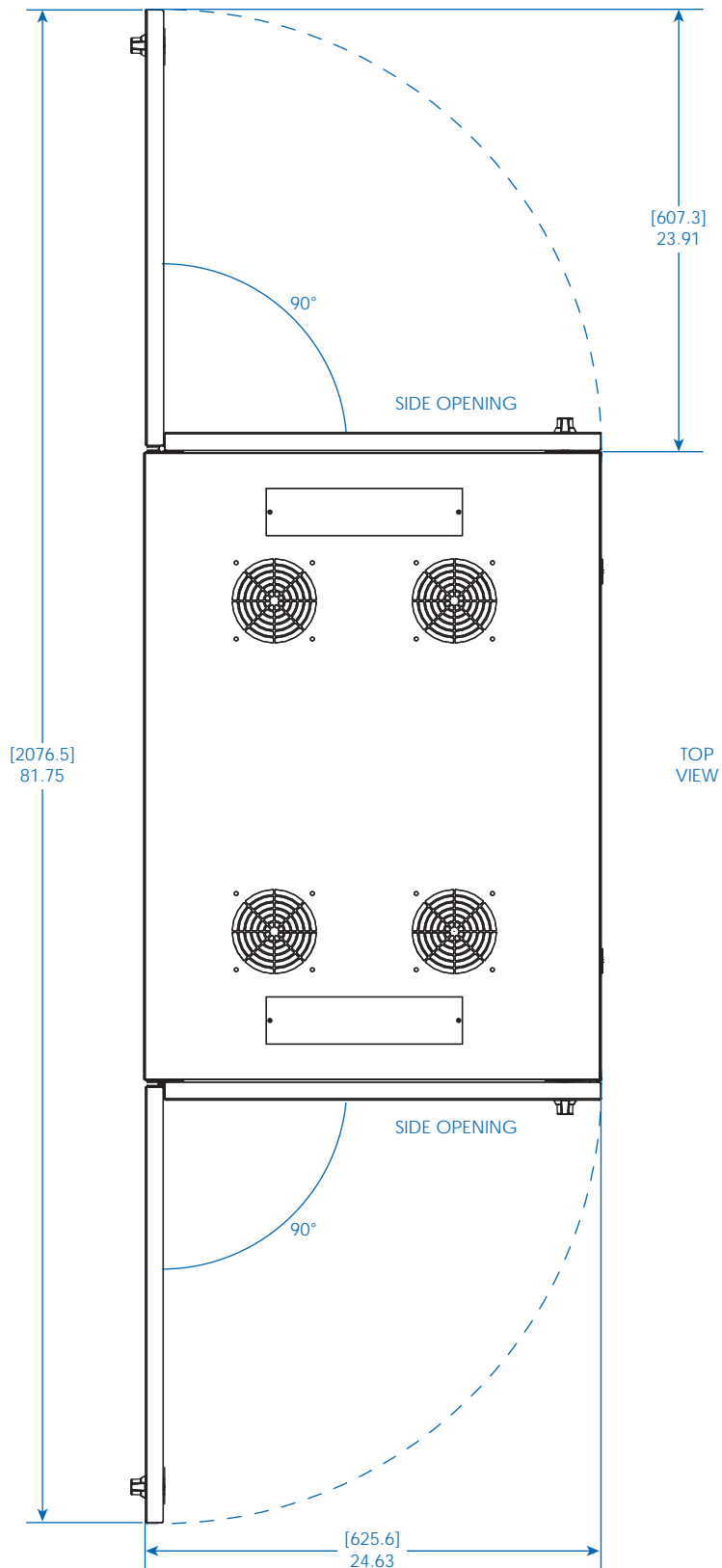


REAR VIEW

Dimensions: [mm] INCHES

Tripp Lite has a policy of continuous improvement. Specifications are subject to change without notice.

MODEL:  
**SRW18UHD**  
**TRIPP·LITE**



Dimensions: [mm] INCHES

Tripp Lite has a policy of continuous improvement. Specifications are subject to change without notice.

MODEL:  
**SRW18UHD**

**TRIPP·LITE**

1111 W. 35th Street  
Chicago, IL 60609 USA  
773.869.1234  
[www.tripplite.com](http://www.tripplite.com)