


MODEL:

PDU15NETLX

Single-Phase Switched 0U Mini PDU



HTML5
Network
Interface

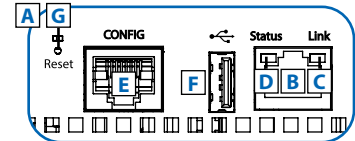


1.4kW Load
Capacity

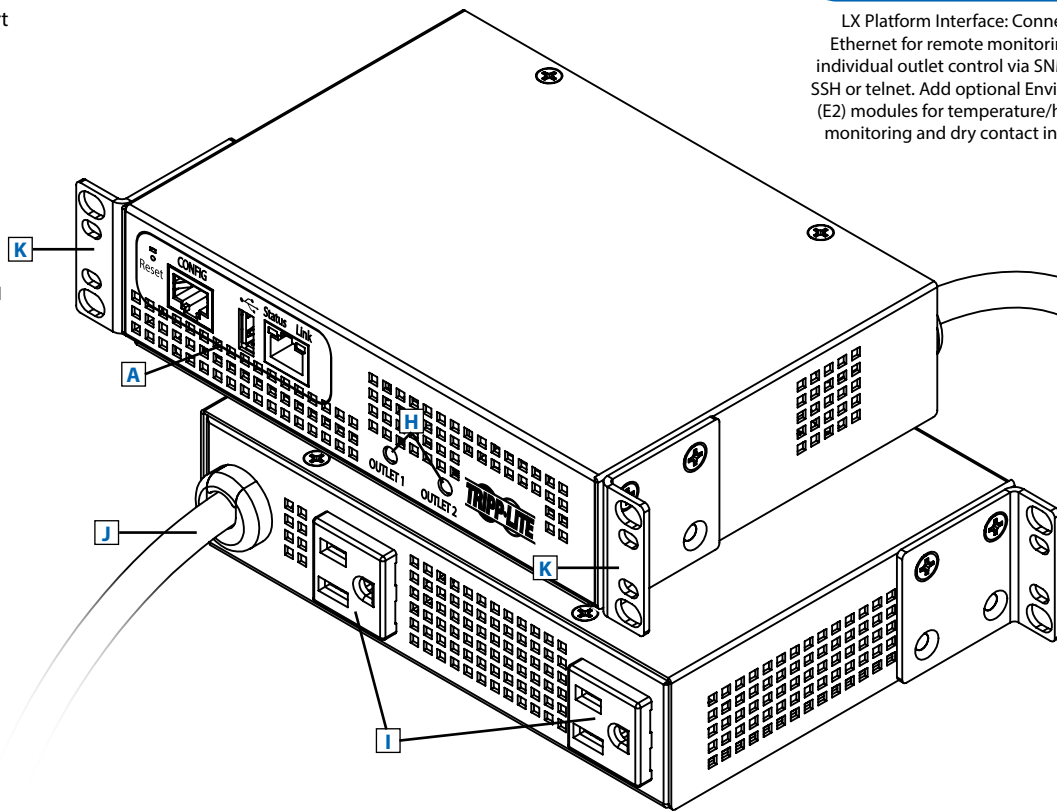


5-15
Input/Output

- A** LX Platform Interface
 - B** Ethernet Port
 - C** Ethernet Network Speed Indicator
 - D** Network Interface Status
 - E** RJ45 Configuration Port
 - F** USB Type-A Port
 - G** Reset Button
 - H** Status LED
 - I** 5-15R Outlets (Individually Switched)
 - J** 5-15P Plug with 6 ft. Power Cord
 - K** Rack-Mount Brackets
- Also Includes: Owner's Manual



LX Platform Interface: Connect to Ethernet for remote monitoring and individual outlet control via SNMP, Web, SSH or telnet. Add optional EnviroSense2 (E2) modules for temperature/humidity monitoring and dry contact interface.



- Distributes power to two NEMA 5-15R switched outlets
- Java-free, HTML5-based network interface allows for remote control and monitoring via SNMP, Web, SSH or telnet
- Perfect option for small-scale applications with 0U rack, wall and under-counter mounting options

SEE NEXT PAGE FOR DETAILED UNIT MEASUREMENTS

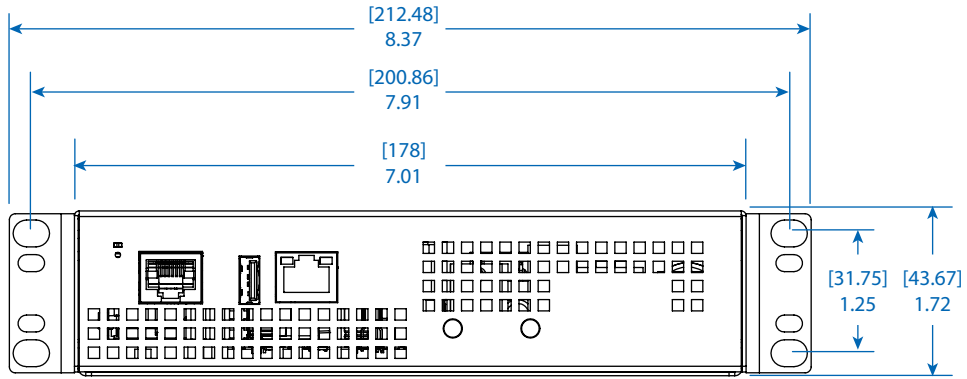


1111 W. 35th Street
Chicago, IL 60609 USA
773.869.1234
www.tripplite.com

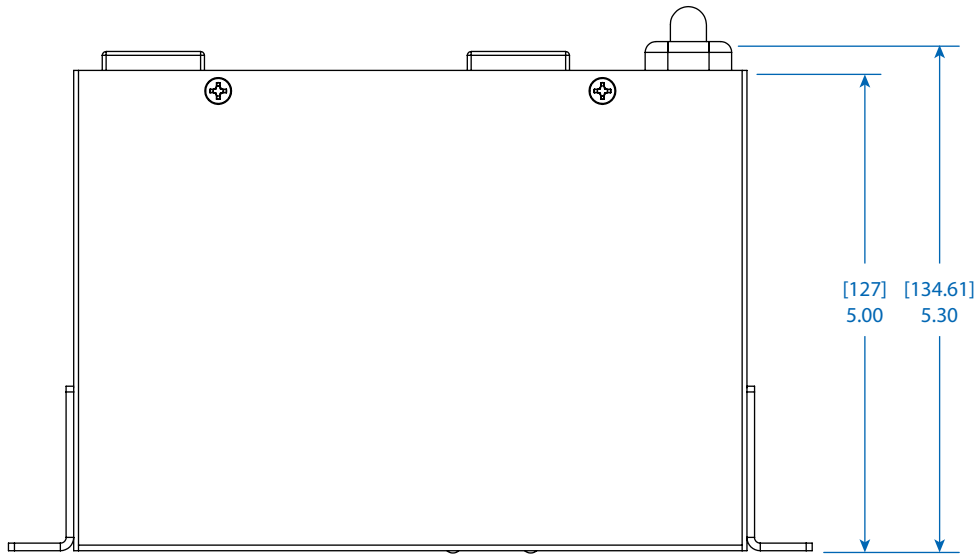
Specifications

Model	PDU15NETLX
Voltage	120V
Frequency	50 / 60 Hz
Load Capacity	1.52kW (127V), 1.44kW (120V), 1.2kW (100V)
Agency De-rated Input Capacity	15A
Input Plug	5-15P
Input Cord Length	6 ft. / 1.83 m
Outlets	2 x 5-15R
Mounting Options	0U rack, wall and under-counter
Unit Dimensions (W x H x D)	7 x 1.72 x 5 in. / 178 x 44 x 127 mm
Unit Weight	2.64 lb. / 1.2 kg
Standards	Tested to UL 60950-1 (USA), CSA (Canada), Class A Part 15 (Emissions), NOM (Mexico), RoHS, TAA-compliant

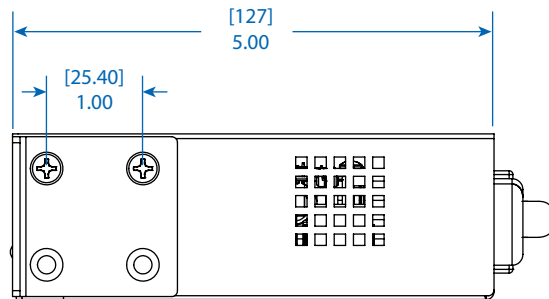




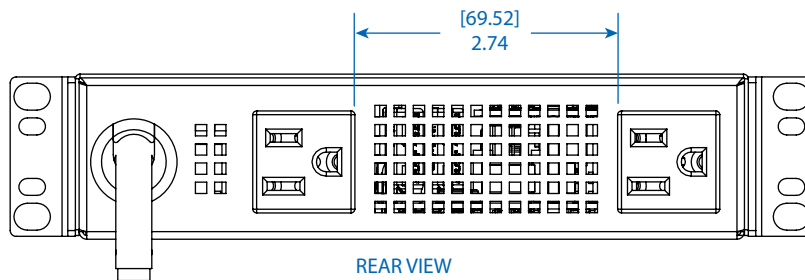
FRONT VIEW



TOP VIEW




SIDE VIEW



REAR VIEW

Dimensions: [mm] INCHES

Tripp Lite has a policy of continuous improvement. Specifications are subject to change without notice.

MODEL:
PDU15NETLX


1111 W. 35th Street
 Chicago, IL 60609 USA
 773.869.1234
 www.tripplite.com