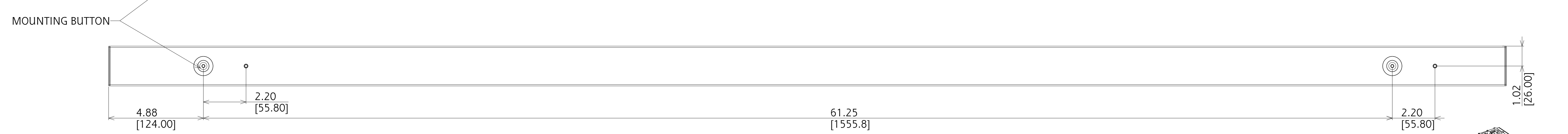
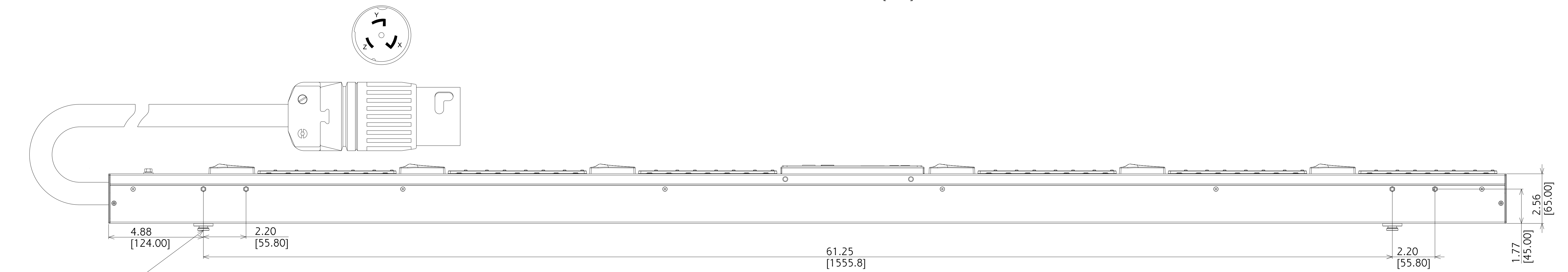
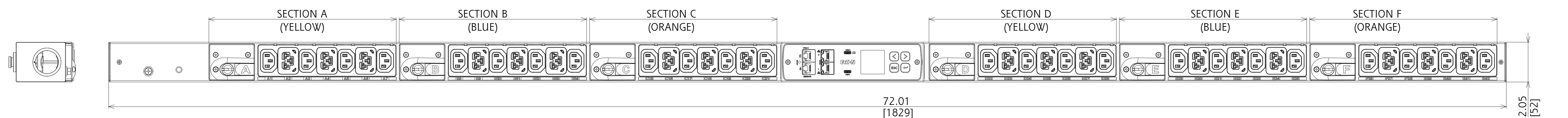
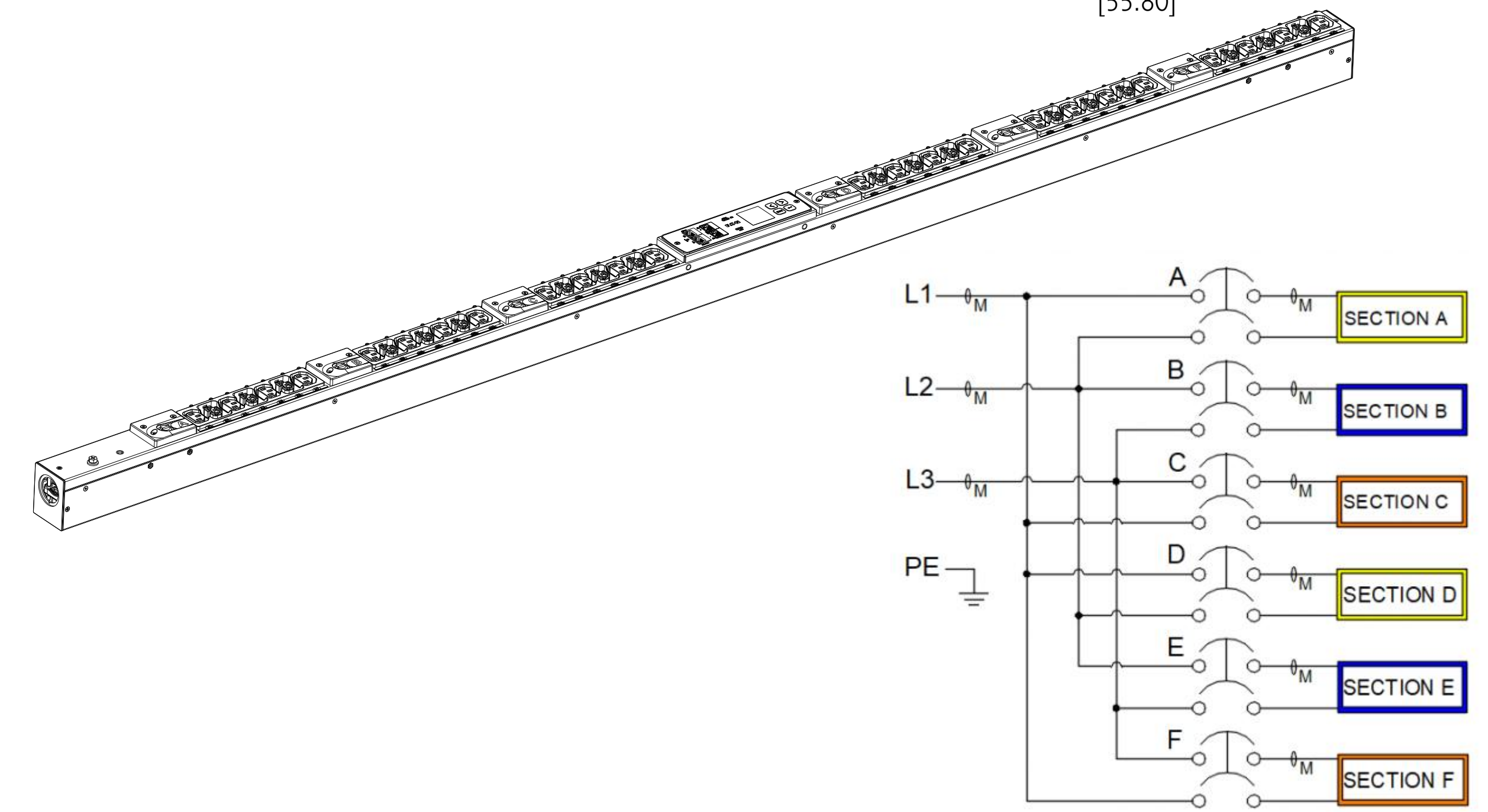


REV	DATE	ECO-CODE	MODIFICATION	PREPARED	APPROVED
18-AUG-2023			FIRST ISSUE		



EVMA8365X G4 MANAGED

FUNCTIONALITY	INPUT	OUTPUT	ENVIRONMENTAL
CURRENT, POWER, AND ENERGY METERING FOR INPUT AND OUTLET; CURRENT METERING FOR BRANCH; OUTLET SWITCHING	CS8365 6AWG / 4C 10FT POWERCORD	(24) IEC 60320 C13 (18) EATON C39 - COMBO C13/C19	0° TO 60° C 32° TO 140° F
MECHANICAL	INPUT RATING	OUTPUT RATING	CERTIFICATIONS
72.01" (1829mm) LENGTH 2.05" (52mm) WIDTH 2.56" (65mm) DEPTH ALUMINUM CHASSIS, BLACK	200-240V ~ DELTA, 3W + PE 40A 50/60HZ	200-240V ~ 10A PER C13, 16A PER C39 16A MAX PER SECTION 40A MAX PER PHASE	cTUvus
CIRCUIT BREAKERS	COMMUNICATION	ACCESSORIES	REGULATORY MODEL
(6) 20A 2-POLE LISTED	G4 eNMC, DUAL GIGABIT ETHERNET WITH NETWORK CASCADING, POWER REDUNDANCY PORT, EMP PORT, 2xUSB-C, MENU PIXEL LCD, ADVANCED CYBERSECURITY	INCLUDED SPK045 - INSTALLATION OPTIONAL USB-C TO RS232 ADAPTER - U209-006-RJ45XC OPTIONAL ENVIRONMENTAL PROBE - EMPDT1H1C2	EMAF-PHXJ-G28K



METRIC		THIRD ANGLE PROJECTION	NAME (PART NUMBER)	REVISION	EATON
			9001-22312_EVMA8365X		
DESCRIPTION: PDU G4 MA 0U CS8365 24xC13, 18xC39					SIZE: D
ORIGINATED BY:	SEE NOTES FOR TOLERANCES DIM ARE IN MM (INCHES) AFTER PLATING	STATE:	SCALE: 0.400		
MODIFIED BY:	INTERPRET DIM AND TOL PER ASME Y14.5-2018	ECO:	SHEET: 1 OF 1		

EATON CORPORATION - CONFIDENTIAL AND PROPRIETARY. NOTICE TO PERSONS RECEIVING THIS DOCUMENT AND/OR TECHNICAL INFORMATION: THIS DOCUMENT IS THE PROPERTY OF EATON CORPORATION AND IS TO BE USED ONLY FOR THE PURPOSES SPECIFIED IN THE ORDER. IT IS NOT TO BE REPRODUCED, COPIED, OR TRANSMITTED IN ANY FORM OR BY ANY MEANS, ELECTRONIC OR MECHANICAL, WITHOUT THE PRIOR WRITTEN CONSENT OF EATON. IN THE CASE OF CONFLICTING CONTRACTUAL PROVISIONS, THIS NOTICE SHALL GOVERN THE STATUS OF THIS DOCUMENT. © Eaton Corporation. All Rights Reserved.