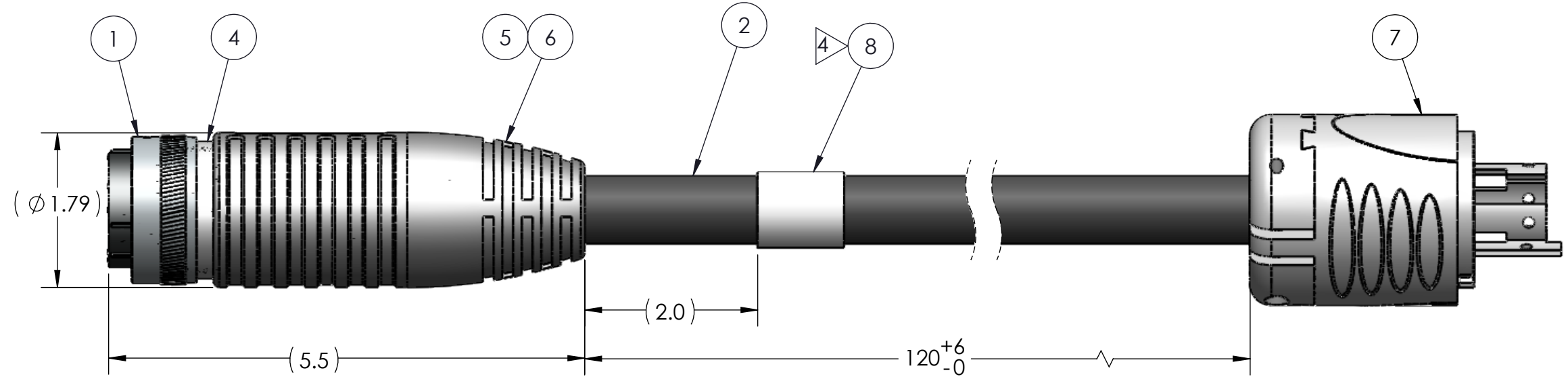
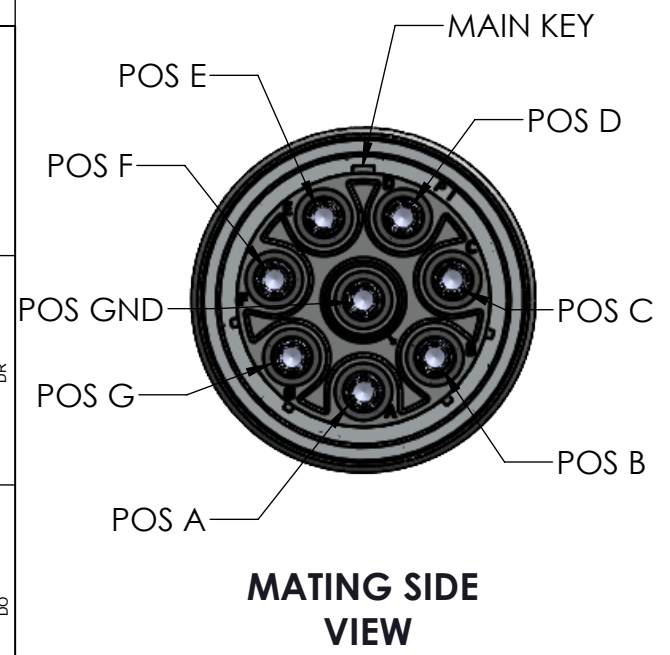
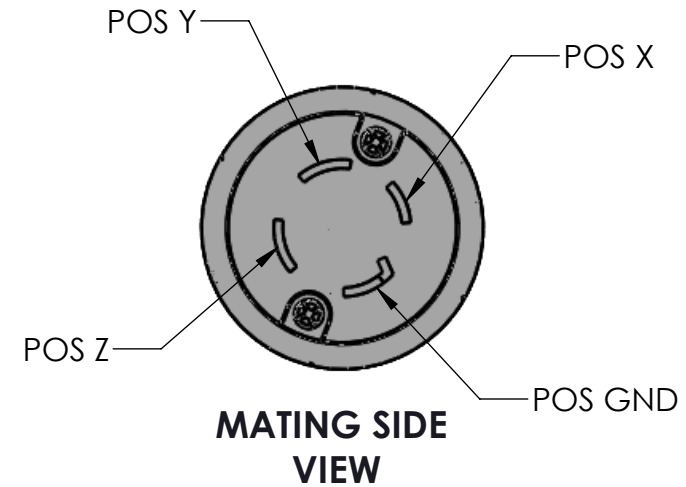


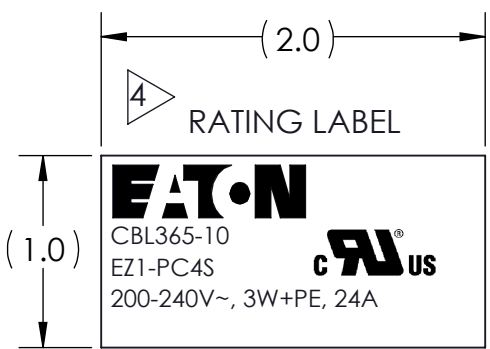
REVISIONS				
REV.	DESCRIPTION	DATE	BY	APPROVED
A	INITIAL RELEASE	2/24/2022	LR	EB
B	UPDATED PER CR-0100763 & CO-0189493	1/26/2023	LR	EB

DELTA	CABLE WIRING DIAGRAM			
	UTG6248SNR		L15-30P	
CIRCUIT	POS	WIRE	WIRE	POS
240V CIRCUIT #1	A	BLACK	BLACK	X
240V CIRCUIT #3	F	BLACK		
240V CIRCUIT #2	B	WHITE	WHITE	Y
240V CIRCUIT #1	E	WHITE		
240V CIRCUIT #3	C	RED	RED	Z
240V CIRCUIT #2	D	RED		
N/A	G	N/A	GREEN	GND
PROTECTIVE EARTH	GND	GREEN		



- NOTES:
- WORKMANSHIP STANDARDS AND INSPECTION CRITERIA ARE IN ACCORDANCE WITH IPC/WHMA-A-620 CLASS-2.
  - INSPECTION REQUIREMENTS 100% AFTER ASSEMBLY:
    - VISUAL
    - ALL CIRCUITS CONTINUITY, SHORTS & OPENS.
    - ON EACH PRODUCTION UNIT PERFORM DWV (HI-POT) TEST 1500VAC OR 2100VDC.
  - DIMENSIONAL INSPECTION PER AQL.

- PACKAGE MUST BE MARKED PER ePDUG4-0040 v1.1 SPEC.
- EACH CORDSET SHALL BE INDIVIDUALLY WRAPPED IN A LARGE BUBBLE BAG. CABLE ASSEMBLIES SHALL BE PACKAGED WITH TWO PER BOX. EACH BOX WILL HAVE DIMENSIONS OF 17" X 17" X 5".
- ALL MATERIALS ARE RoHS AND UL COMPLIANT.
- CORDSET QUALIFICATIONS:
  - UL 817 (UL FILE NUMBER: E529492)
  - CSA C22.2 No. 21



ITEM NO.	DESCRIPTION	QTY.	UM
9	PRIMER	A/R	GL
8	LABEL WRAPTOR 3.75" X 2"	1	EA
7	CONNECTOR L15-30P	1	EA
6	OVERMOLD MATERIAL	A/R	LB
5	P22 PTYPE SLEEVE	3	EA
4	BACKSHELL UTG	1	EA
3	FEMALE POWER CONTACT	8	EA
2	CABLE 10/4 SOOW UL,CSA, 90C, 600V	A/R	FT
1	UTG6248SNR 8 POS UTG CONNECTOR	1	EA

FOR LABELING, SEE LABEL INFO. USE WRAP AROUND LABEL (NO FLAG) AT INDICATED LOCATION AROUND THE CABLE. THE LABEL WILL CONTAIN EATON LOGO, CABLE MODEL NUMBER, REGULATORY MODEL NUMBER, INPUT VOLTAGE/CURRENT RATING (LETTER POINT SIZE: 9) AND UL RECOGNIZED MARK 5mm MIN HEIGHT.

CLIENT DOCUMENT APPROVAL	
X	OPTION
	REVIEWED NO EXCEPTIONS
	REVIEWED EXCEPTIONS NOTED
	REVISE & RESUBMIT
	REJECTED

SIGNATURE & DATE: \_\_\_\_\_

COMPANY NAME: \_\_\_\_\_

INTERPRET THIS DRAWING IN ACCORDANCE WITH ASME Y14.5M-2009

THIRD ANGLE PROJECTION

PART LIST / BILL OF MATERIALS				
UNLESS OTHERWISE SPECIFIED ALL DIMENSIONS ARE IN INCHES		CONTRACT NO.		
DECIMAL TOLERANCE: X = ± 0.1 XX = ± 0.01 XXX = 0.005		DRAWN BY	DATE	
ANGLE TOLERANCE: ± 2°		LR	11/5/2021	
BREAK EDGE: 0.015 MAX		CHECKED BY	DATE	
FILLET RADII: R0.015 MAX		EB	11/5/2021	
		APPROVED BY	DATE	
		AR	11/5/2021	
REFERENCE DWGS: ePDUG4-0040 v1.1 SPEC		PART NO.: <b>CBL365-10</b>		
DESCRIPTION: <b>CABLE ASSY UNIV L15-30P 10FT UL</b>				
SIZE B	CAGE CODE 09922	DWG. NO. S100905	REV B	
SCALE: NONE			SHT 1 OF 1	

THE INFORMATION CONTAINED IN THIS DRAWING IS CONFIDENTIAL AND MAY NOT BE DISCLOSED WITHOUT WRITTEN CONSENT FROM EATON LTD.  
 THIS DRAWING IS A CONTROLLED DOCUMENT FOR EATON INTERCONNECT. IT IS SUBJECT TO CHANGE WITHOUT NOTIFICATION. CONTACT THE DOCUMENT CONTROL CENTER FOR THE LATEST REVISION.  
 JURISDICTION DR  
 CLASSIFICATION  
 COUNTRY DO