


# STANDING DESK SOLUTIONS



WorkWise™



## WorkWise Adjustable-Height Desks and Workstations

Improve workspace ergonomics by customizing desk height for sitting, standing and the comfort of different users.



Introduction	2 – 3
Adjustable-Height Desks	4 – 5
Adjustable-Height Workstations	6
Recommended Accessories	7
About Tripp Lite	8

## STANDING DESK SOLUTIONS

Research suggests that sitting at a desk all day long can increase the risk of serious health problems. The American Medical Association (AMA) recognizes that “there are potential risks of prolonged sitting” and encourages “efforts by employers, employees and others to make available alternatives such as standing workstations.”\*

However, standing all day can cause other problems, such as swelling and fatigue. WorkWise adjustable-height desks and workstations provide a better way to promote wellness and discourage harmful sedentary behavior. They allow office workers to seamlessly alternate between sitting and standing throughout the workday, helping them moderate physical stresses and maintain a steady flow of energy, ideas and activity.



## POTENTIAL BENEFITS OF STANDING

Initial studies and user reports suggest that standing for part of the day has a range of potential benefits:


- Improved alertness, concentration and productivity
- Increased metabolism
- Improved posture and toning of key muscle groups
- Reduced fatigue, eyestrain, aches and pains
- Improved circulation and respiration
- Lower blood pressure and reduced risk of diabetes and heart disease
- Increased comfort, improved morale and reduced absenteeism
- Decreased risk of repetitive stress injuries
- Accommodation of multiple workers in shared spaces

\*American Medical Association Policy H-440.843 *Health Risks of Sitting*.

**Standing desk solutions provide comfort while sitting or standing to help improve workspace ergonomics, promote health and increase productivity.**

- Adjustable-height desks provide a complete desk solution, combining an electric adjustable-height base, digital memory control and a variety of durable and attractive work surfaces. (See pp. 4-5.)
- Adjustable-height workstations convert existing desks to achieve the benefits of one-touch height adjustment. (See p. 6.)
- Accessories include UPS systems, surge protectors, display mounts, KVM switches, USB chargers and cables. (See p. 7.)

## ADJUSTABLE-HEIGHT DESKS



## SMALL STEPS CAN PRODUCE BIG RESULTS

A Mayo Clinic study found that simply standing for two hours during the day instead of sitting can burn 340 extra calories.\* That's like cutting a dozen doughnuts out of your diet every week!



\*James A. Levine & Selene Yeager, Move a Little, Lose a Lot.

## ADJUSTABLE-HEIGHT WORKSTATIONS





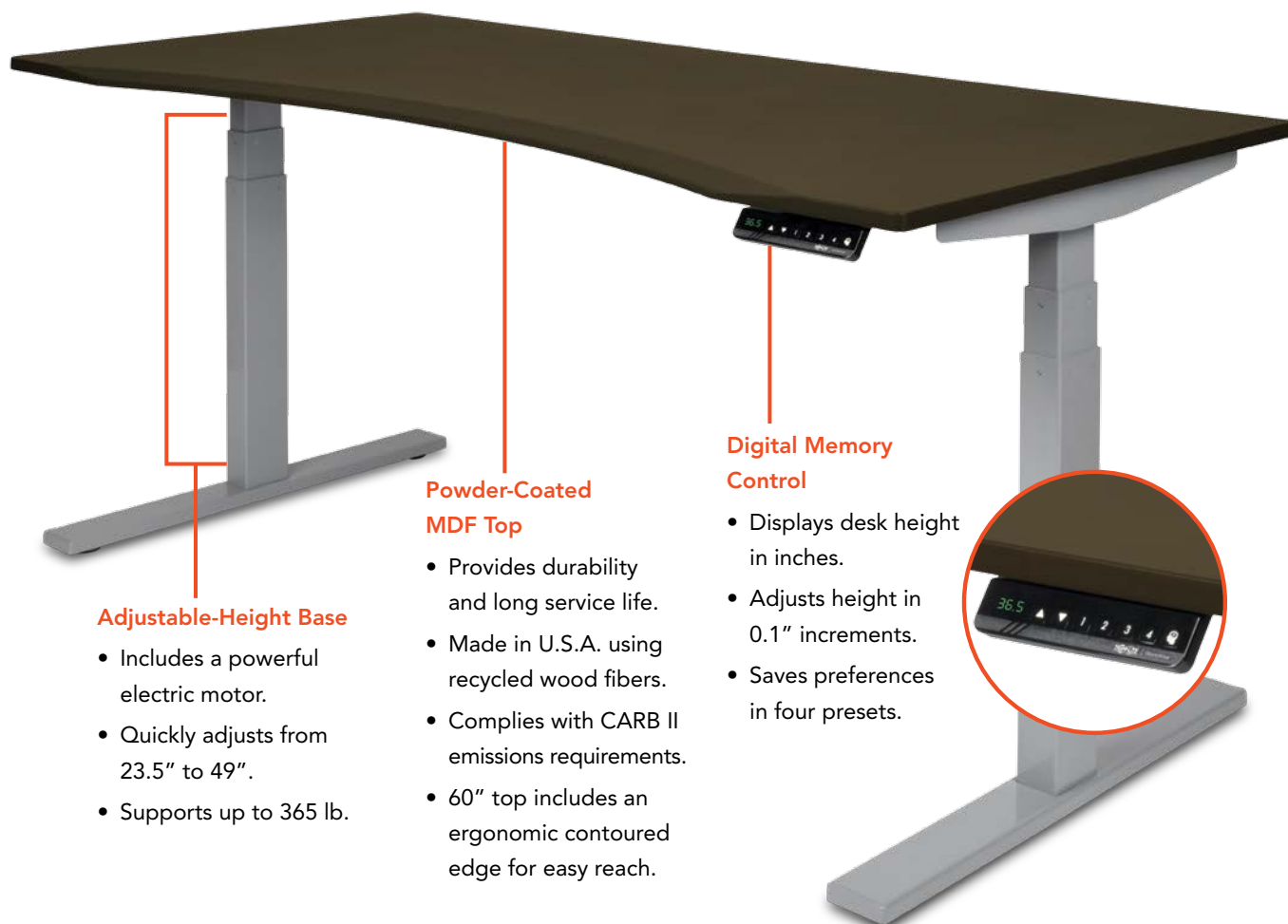


## WORKWISE ADJUSTABLE-HEIGHT DESKS

- One-touch height adjustment
- Advanced digital memory control
- Sturdy steel base and MDF top

WorkWise desks make it easy to alternate between sitting and standing throughout the day, helping to promote health and productivity. Users can customize height settings for personal comfort and save preferences with the digital memory control, which is especially helpful in shared workspaces.

Models Shown: **WWBASE-GY** with **WWTOP60-ESC**



### Adjustable-Height Base

- Includes a powerful electric motor.
- Quickly adjusts from 23.5" to 49".
- Supports up to 365 lb.

### Powder-Coated MDF Top


- Provides durability and long service life.
- Made in U.S.A. using recycled wood fibers.
- Complies with CARB II emissions requirements.
- 60" top includes an ergonomic contoured edge for easy reach.

### Digital Memory Control



- Displays desk height in inches.
- Adjusts height in 0.1" increments.
- Saves preferences in four presets.

## CONFIGURE A DESK IN 3 EASY STEPS!

### 1 CHOOSE A BASE



### 2 CHOOSE A TOP



### 3 ADD ACCESSORIES (See p. 7.)



WorkWise Adjustable-Height Desk Bases (Tops are sold separately.)	
WWBASE-BK	Adjustable-Height Base with Digital Memory Control, Black
WWBASE-GY	Adjustable-Height Base with Digital Memory Control, Gray
WWBASE-WH	Adjustable-Height Base with Digital Memory Control, White
WorkWise Adjustable-Height Desk Tops (Bases are sold separately.)	
WWTOP48-BK	48" x 30" Non-Contoured Top, Black
WWTOP48-ES	48" x 30" Non-Contoured Top, Espresso
WWTOP60-BKC	60" x 30" Contoured Top, Black
WWTOP60-ESC	60" x 30" Contoured Top, Espresso
WWTOP60-WHC	60" x 30" Contoured Top, White
WWTOP72-BK	72" x 30" Non-Contoured Top, Black
WWTOP72-ES	72" x 30" Non-Contoured Top, Espresso

5-year limited warranty. Bases can adjust from 42.5" to 72" wide. Electric motor (base) tested to UL 1004-7, UL 1004-1, UL 508:1999, CSA C22.2 100-04, CSA C22.2 77-95, CSA C22.2 14-10.

## WORKWISE DESKS ARE ANSI/BIFMA COMPLIANT



The Business and Institutional Furniture Manufacturers Association (BIFMA) sets standards for evaluating the safety, durability and structural performance of products intended for offices and related environments.

ANSI/BIFMA standards cover a wide range of furniture products, including desks. WorkWise adjustable-height desks meet or exceed these standards (ANSI/BIFMA X5.5-2014). ANSI/BIFMA compliance is an assurance of quality, performance, safety, stability and ergonomic design.

The electrical components of the desks are also tested and certified to UL safety standards by TUV.

Desk tops and bases include a 5-year warranty backed by Tripp Lite, a provider of outstanding customer service since 1922.

### CONVERTING AN EXISTING DESK?

See adjustable-height workstations on p. 6.



## WORKWISE ADJUSTABLE-HEIGHT WORKSTATIONS

- Compatible with most work surfaces
- One-touch height adjustment
- Extra-large keyboard tray
- 29 lb. weight capacity

WorkWise adjustable-height workstations convert fixed-height desks and other work surfaces to gain the benefits of one-touch height adjustment for sitting or standing. Three different styles suit a range of applications and preferences.



### Standing Desktop Workstation (WWSSDT)

- Sits on any flat work surface
- Adjusts monitor platform height up to 22".\*
- Adjusts keyboard tray height up to 17.5".\*
- Requires only 20" x 20" desk space.
- Supports dual monitors.\*\*

\* Above work surface. \*\* With optional dual-monitor mount.



### Standing Desk-Clamp Workstation (WWSSDC)

- Clamps to a flat surface up to 3" thick.
- Adjusts monitor platform height up to 22".\*
- Adjusts keyboard tray height up to 13.5".\*
- Accommodates various depths.
- Supports dual monitors.\*\*



### Standing Single-Monitor Desk-Clamp Workstation (WWSS1327CP)

- Clamps to a flat surface up to 3.35" thick.
- Mounts an LCD monitor up to 27" (VESA 75x75 or 100x100).
- Adjusts keyboard tray height up to 14.5".\*
- Permits left-right, up-down and front-back movement.

## WorkWise Adjustable-Height Workstations

WWSSDT	Standing Desktop Workstation
WWSSDC	Standing Desk-Clamp Workstation
WWSS1327CP	Standing Single-Monitor Desk-Clamp Workstation

5-year limited warranty.

### ACCESSORIES FOR ADJUSTABLE-HEIGHT DESKS AND WORKSTATIONS



#### UPS Systems

SMART1000LCDU	SmartPro® LCD 1000VA/500W UPS with AVR, LCD, USB, Tel/Coax Protection, 8 Outlets, ENERGY STAR®
ECO900UPSM	ECO-UPS™ 900VA/480W Energy-Saving UPS with USB, Muted Alarm, 12 Outlets
OMNI1500LCDT	OmniSmart® LCD 1500VA/810W UPS with AVR, LCD, USB, Tel/Network/Coax Protection, 10 Outlets, ENERGY STAR

#### Surge Protectors

ISOBAR6DBS	Isobar® 6-Outlet Surge Protector, 6 ft. Cord, 2850 Joules, Tel/Coax Protection
MT-6PLUS	Isobar 6-Outlet Under-Monitor Surge Protector, 8 ft. Cord, 3150 Joules, 2 USB Charging Ports (2.1A Total)
TLP26USBB	Charging Station with 2-Outlet Surge Protector, 6 ft. Cord, 1080 Joules, 4 USB Charging Ports (4.8A Total)
TLP310USBC*	Protect It!® 3-Outlet Clamp-Mount Surge Protector, 10 ft. Cord, 510 Joules, 2 USB Charging Ports (3.1A Total)
TLP310USBS*	Protect It! 3-Outlet Bracket-Mount Surge Protector, 10 ft. Cord, 510 Joules, 2 USB Charging Ports (3.1A Total)
TLP310DMUSB*	Protect It! 3-Outlet Grommet-Mount Surge Protector, 10 ft. Cord, 510 Joules, Tel/Network Protection, 2 USB Charging Ports (2.4A Total)
TLP410DMUSB*	Protect It! 4-Outlet Grommet-Mount Surge Protector, 10 ft. Cord, 510 Joules, Tel/Network Protection, 2 USB Charging Ports (2.4A Total)
TLP606DMUSB	Protect It! 6-Outlet Clamp-Mount Surge Protector, 6 ft. Cord, 2100 Joules, 2 USB Charging Ports (2.1A Total)
TLP76MSG	ECO-Surge™ 7-Outlet Surge Protector, 6 ft. Cord, 1080 Joules, Individually Switched Outlets

#### Display Mounts

DDR0310SC	Full-Motion Universal Tablet and Phone Desk Clamp
DDR1032SE	Single-Monitor Mount Stand for 10" to 32" LCD
DDR1326SD	Dual-Monitor Mount Stand for 13" to 26" LCDs
DDR1327DCS	Dual-Monitor Full-Motion Flex-Arm Desk Clamp for 13" to 27" LCDs
DDR1327NBMSC	Full-Motion Dual Desk Clamp for 13" to 27" LCD and Laptop Up to 15"
DDR1327S	Single-Monitor Full-Motion Desk Mount for 13" to 27" LCD
DDR1327SDFC	Dual-Monitor Full-Motion Flex-Arm Desk Clamp for 13" to 27" LCDs
DDR1327SFC	Single-Monitor Full-Motion Flex-Arm Desk Clamp for 13" to 27" LCD
DDR1327SQFC	Quad-Monitor Full-Motion Flex-Arm Desk Clamp for 13" to 27" LCDs
DDR1527SDC	Dual-Monitor Vertical Mount Desk Stand/Clamp for 15" to 27" LCDs

#### KVM Switches

B004-DPUA2-K	2-Port DisplayPort KVM Switch with Audio, Cables and USB 3.0 Hub
B004-VUA2-K-R	2-Port Compact USB KVM Switch with Audio and Cables

#### Cables & Connectivity

U339-002	USB 3.0 to Dual SATA External Hard Drive Dock with Cloning for 2.5"/3.5" HDD/SSD
U439-001	USB 3.1 Gen 1 USB Type-C (USB-C) to SATA Hard Drive Dock for 2.5"/3.5" HDD/SSD
U280-004-OTG	4-Port USB Charging Station with OTG Hub, 6A/30W USB Charger Output
UPB-05K2-1U	Portable 5200 mAh Battery Mobile Power Bank USB Charger with LED Flashlight

Adjustable-height workstation compatibility varies with model. \* Available October 2016.



## RELIABILITY

Tripp Lite has been an engineering-driven company since its founding in 1922. We design, manufacture and test our products to meet or exceed the latest safety and performance standards. ISO 9001 quality management helps us make the most dependable products in the industry. In addition, our WorkWise adjustable-height desks comply with ANSI/BIFMA standards to ensure quality, performance, safety, stability and ergonomic design.



## SERVICE



Big or small, we strive to make every customer feel important by providing responsive service. If you have a question, take advantage of Tripp Lite's free tech support and contact our Chicago-based support team for a timely answer. When phone calls aren't convenient, you can also reach us by email and chat, or take advantage of our extensive array of online product finders, FAQs and DIY help resources at [tripplite.com](http://tripplite.com).

## VALUE

We constantly refine our design and manufacturing process to maximize the value of everything we make. Practiced engineering, efficient manufacturing and rigorous quality control allow us to offer competitive pricing that stretches your budget without sacrificing features and performance.



## SELECTION



The world's greatest product can't help you when it's out of stock. Tripp Lite's large product portfolio and inventory investment allow us to maintain a wide selection of in-stock, ready-to-ship products. One advantage of our diverse product portfolio is that we can supply many different things you need for your IT environment. This simplifies planning, ordering and service requests.

Distributed By:



Copyright © 2016 Tripp Lite. ENERGY STAR and the ENERGY STAR mark are registered trademarks of the U.S. Environmental Protection Agency. WorkWise is a trademark of Tripp Lite. All other trademarks are the property of their respective owners. Due to variations in monitors, printing, lighting and other factors, color representations are not exact. Photos may differ from actual products. Tripp Lite has a policy of continuous improvement. Specifications are subject to change without notice.

**Tripp Lite World Headquarters**  
1111 W. 35th Street, Chicago, IL 60609 USA  
773.869.1773 • [www.tripplite.com](http://www.tripplite.com)