















Display Mounts Solutions

Optimize viewing angles, add mobility to displays, deter theft and enhance ergonomics in all operating environments.

-  Home theaters
-  Office workstations
-  Conference areas
-  Meeting rooms
-  Digital signage
-  Information kiosks
-  Point-of-sale areas
-  Security stations
-  Production studios
-  Control rooms
-  Classrooms
-  Auditoriums
-  Waiting rooms
-  Patient rooms



Powering Business Worldwide

Monitor Mount Buying Guide

When selecting a monitor mount, there are a few questions that need to be answered.

1. Where is your mounting location?

Monitor mounts can typically be mounted on a wall, ceiling or desk as well as outdoor locations.

2. What is your mounting surface?

Monitor mounts include all of the hardware required and most come fully assembled for easy installation on walls, desks or ceilings. Depending on the mount, the included hardware supports mounting with timber or masonry construction, including wooden studs, cinder blocks, bricks and concrete.

3. How many displays do you want to mount?

Monitor mounts are available for a single display up to four displays.

4. What is a VESA pattern?

In order to use any stand or mount that was not included with your monitor, it needs to be VESA compatible. That means having standard mounting holes allowing for any compatible display to be properly mounted. A VESA pattern typically is molded into the back of the display. Make sure your mount's VESA mounting hole patterns conform with those of your display.

5. What is the maximum weight necessary to mount your TV or monitor?

Be sure the monitor mount safely and securely supports the weight of your display. Again, reference the specifications to make sure the monitor mount will support the weight of your display.

6. What kind of viewing adjustments do you need?

Decide if you need to tilt, swivel or rotate your display. Monitor mounts can adjust to optimize viewing angles, minimize glare, improve comfort and reduce fatigue.

7. Do you have enough clearance to mount your display?

Wall-mounts require enough top clearance to attach the display mounting plate to the mount. Full-motion mounts require enough space for full movement of the arm.



Other Features to Consider

Security Mounts

If the display is located in a public area with unguarded traffic, such as a library, classroom or hotel lobby, securing a monitor is essential. Consider a mount that comes with a solid steel security bar that slides through the mounting brackets and is secured into place with an included four-position combination lock.



Outdoor Wall-Mounts

Outdoor monitor mounts are ideal for not only digital signage, but also decks and anywhere else people watch a television set or monitor outdoors. The weatherproof steel frame, high-grade powder-coated finish, stainless steel hardware and wall plate covers are specifically designed to withstand the stress of repeated adjustments and outdoor use.



Monitor Risers

These risers provide flexibility in placing a monitor on a desktop for maximum comfort. Lifting your monitor frees up valuable space on your desk, table or counter at home, school or office.



Rolling TV/Monitor Carts

Rolling monitor carts offer flexible screen placement in rooms where installing a display mount on a wall is not possible or desirable. You have the ability to move the cart from room-to-room or locate to other rooms.



Desktop Monitor Mounts

- Increase available desk/table space
- Desk clamp/grommet models clamp to a desk or install in a desktop opening
- Convenient one-touch display adjustment optimizes viewing and improves ergonomics



Part number :
DDR1732DAL

Part number	Description	Mounting Location	Max weight capacity	VESA pattern (mm)	Tilt	Swivel	Display motion	Tech. Specifications
1 Screen								
DDV1727S	Desktop Stand for 17" to 27" Flat-Screen Displays, Height Adjustable, Black	Freestanding	6 kg	75x75, 100x100	-20°/+60°	30°	360°	-
DDR1327SFC	Flex-Arm Desk Clamp for 13" to 27" Flat-Screen Displays, Black	Desk Clamp	10 kg	75x75, 75x100, 100x75, 100x100	-15°/+15°	180°	360°	-
DDR1732SAL	Flex-Arm Desk Clamp/Grommet for 13" to 34" Flat-Screen Displays, USB and Audio Ports, Aluminum, Silver	Desk Clamp / Grommet	9 kg	75x75, 100x100	-90°/+90°	180°	90°	Base includes a USB 3.0 ports & dual 3.5 mm audio ports; premium gas spring arm
DDR1732SC	Monitor Arm with Desk Clamp/Grommet for 17" to 32" Flat-Screen Displays, Black	Desk Clamp / Grommet	8 kg	75x75, 100x100	-10°/+10°	-10°/+10°	180°	-
2 Screens								
DDR1327SDD	Dual-Monitor Desktop Stand for 13" to 27" Flat-Screen Displays, Black	Freestanding	2 x 12 kg	75x75, 75x100, 100x75, 100x100	-45°/+45°	180°	360°	-
DDR1527SDC	Dual-Monitor Vertical Desk Stand/Clamp Mount for 15" to 27" Flat Screen Displays, Black	Freestanding / Desk Clamp	2 x 8 kg	75x75, 100x100	-20°/+20°	20°	360°	Vertical Mounts
DDR1727DC	Dual-Display Monitor Arm with Desk Clamp/Grommet for 17" to 27" Flat-Screen Displays, Black	Desk Clamp	2 x 7 kg	75x75, 100x100	-10°/+10°	-10°/+10°	360°	-
DDR1327SDFC-1	Dual-Monitor Flex-Arm Desk Clamp for 13" to 27" Flat-Screen Displays, Black	Desk Clamp / Grommet	2 x 8 kg	75 x 75, 100 x 100	-30°/+30°	180°	360°	2 flex arms adjust independently
DDR1732DAL	Dual-Display Flex-Arm with Desk Clamp/Grommet for 13" to 34" Flat-Screen Displays, USB and Audio Ports, Silver	Desk Clamp / Grommet	2 x 9 kg	75x75, 100x100	-90°/+90°	180°	90°	Base includes a USB 3.0 port & dual 3.5 mm audio ports
DMPDD1735AM	Precision-Placement Dual-Display Desk Clamp/Grommet with Antimicrobial Tape for 17" to 35" Flat/Curved Displays, USB Ports, Black	Desk Clamp / Grommet	2 x 10 kg	75x75, 100x100	-22°/+45°	-32°/+32°	180°	Base includes a USB 3.0 ports; premium gas spring arm
3 Screens								
DDR1730TAL	Triple-Display Flex-Arm Desk Clamp/Grommet for 17" to 30" Flat-Screen Displays, USB and Audio Ports, Aluminum, Silver	Desk Clamp / Grommet	3 x 6 kg	75x75, 100x100	-90°/+90°	180°	90°	Base includes a USB 3.0 port & dual 3.5 mm audio ports
DMPDT1732AM	Precision-Placement Triple-Display Desk Clamp/Grommet with Antimicrobial Tape for 17" to 32" Flat/Curved Displays, USB Ports, Black	Desk Clamp / Grommet	3 x 6 kg	75x75, 100x100	-22°/+45°	-32°/+32°	180°	Base includes a USB 3.0 ports; premium gas spring arm
4 Screens								
DDR1327MQ	Quad-Monitor Desktop Stand for 13" to 27" Flat-Screen Displays, Black	Freestanding	4 x 8 kg	75x75, 75x100, 100x75, 100x100	-45°/+45°	180°	360°	-

Height-Adjustable Sit-Stand Workstations

- Adjust workstation height to alternate between sitting and standing throughout the day
- Wall-mounted workstations save desk or table space



Part number :
WWSS132RWTC

Part number	Description	Mounting Location	Max weight capacity	VESA pattern (mm)	Tilt	Swivel	Display motion
WWSS1327RWTC	Wall-Mount Sit-Stand Workstation for 13" to 27" Flat-Screen Displays, Black/Silver	Wall	8 kg	75x75, 100x100	-15°/+15°	180°	360°
WWSS1332W	Wall-Mount Sit-Stand Workstation for 13" to 32" Flat-Screen Displays, Keyboard Tray, Black/Silver	Wall	8 kg	75x75, 75x100, 100x75, 100x100	-	180°	360°



Rolling Desks

- Create a convenient, more ergonomic mobile workspace
- Adjust desk height to alternate between sitting and standing throughout the day
- Locking casters support smooth rolling from room to room



Part number :
DMCS1732S

Part number	Description	Mounting Location	Max weight capacity	VESA pattern (mm)	Tilt
WWSS1DWSTAA	Mobile Workstation with Monitor Arm, Casters, Locking Drawer, TAA	Wall	7 kg	75x75, 75x100, 100x75, 100x100	360° swivel, 60° tilt
DMCS1732S	Mobile Workstation with Monitor Mount for 17" to 32" Displays, Height Adjustable from 37" to 68,9", Black	Floor	8 kg	75x75, 75x100, 100x75, 100x100	-30°/+30°



Rolling TV/Monitor Carts

- Bring your message to your audience with the convenience of a rolling video stand
- Display height is adjustable to optimize viewing angles
- Locking casters support smooth rolling from room to room



Part number :
DMCS3255SG62



Part number :
DMCS3770ROT

Part number	Description	Max weight capacity	VESA pattern (mm)	Tilt	Swivel	Display motion
Fixed						
DMCS3255SG62	Premier Rolling TV Cart for 32" to 55" Flat-Screen Displays, Height Adjustable from 50" to 62", Black Glass Base and Shelf, Black/Silver	59 kg	75x75, 100x100, 200x100, 200x200, 300x300, 400x200, 400x300, 400x400	0°/-45°	-	-
DMCS3255SG62W	Premier Rolling TV Cart for 32" to 55" Flat-Screen Displays, Height Adjustable from 50" to 62", Frosted Glass Base and Shelf, White	59 kg	75x75, 100x100, 200x100, 200x200, 300x300, 400x200, 400x300, 400x400	0°/-45°	-	-
DMCS3770SG75	Premier Rolling TV Cart for 37" to 70" Flat/Curved Displays, Height Adjustable from 65,7" to 84,6", Black Glass Base and Shelf, Black/Silver	79 kg	100x100, 200x100, 200x200, 300x200, 300x300, 400x200, 400x300, 600x400	-	-	90°
DMCS3770SG75W	Premier Rolling TV Cart for 37" to 70" Flat/Curved Displays, Height Adjustable from 65,7" to 84,6", Frosted Glass Base and Shelf, White	79 kg	100x100 200x100 200x200 300x200 300x300 400x200 400x300 600x400	-	-	90°
DMCS60105XXDD	Heavy-Duty Rolling TV Cart for 60" to 105" Flat-Screen Displays, Height Adjustable from 66,8" to 72,6", Shelves, Black	149 kg	200x200, 300x200, 300x300, 400x200, 400x300, 400x400, 600x400, 800x400, 800x600, 900x600, 1000x600	-	-	-
Tilt						
DMC1342S	Rolling TV/Monitor Cart for 13" to 42" Flat-Screen Displays, Height Adjustable from 29,5" to 48,9", Black	20 kg	75x75, 100x100, 200x100, 200x200	30°	-3°/+3°	-
DMCS3770L	Rolling TV/Monitor Cart for 37" to 70" Flat-Screen Displays, Height Adjustable from 52,5" to 67,5", Shelf, Classic Edition, Black	40 kg	200x200, 200x300, 200x400, 300x200, 300x300, 300x400, 400x200, 400x300, 400x400, 500x300, 500x400, 600x300, 600x400	-10°/+10°	-	-
DMCS60100XX	Heavy-Duty Rolling TV Stand for 60" to 100" Flat/Curved Displays, Height Adjustable from 47" to 65", Shelf, Black/Silver	100 kg	200x200, 200x300, 200x400, 200x500, 300x200, 300x300, 300x400, 300x500, 300x600, 400x200, 400x300, 400x400, 400x500, 400x600, 500x200, 500x300, 500x400, 500x500, 500x600, 600x300, 600x400, 600x500, 600x600, 600x900, 700x300, 700x400, 700x500, 700x600, 800x300, 800x400, 800x500, 800x600, 900x400, 900x500, 1000x400, 1000x500, 1000x600	-10°/+5°	-	-
Full Motion						
DMCS3270XP	Rolling TV/Monitor Cart for 32" to 70" Flat/Curved Displays, Height Adjustable from 47" to 81,5", Shelf, Black/Silver	68 kg	200x200, 200x300, 200x400, 300x200, 300x300, 300x400, 400x200, 400x300, 400x400, 500x200, 500x300, 500x400, 600x300, 600x400	-12°/+5°	-	360°
DMCS70120AMUL	Heavy-Duty Rolling Cart for 70" to 120" Flat-Screen Displays, Height Adjustable from 49" to 63", Shelf, UL Certified, Antimicrobial Protection, Black	120 kg	200x200, 300x200, 300x300, 400x200, 400x300, 400x400, 600x400, 800x400, 800x600, 1000x600	-10°/+5°	-	-
DMCS3770ROT	Rolling TV/Monitor Cart for 37" to 70" Flat-Screen Displays, Rotating Portrait/Landscape Mount, Height Adjustable, Black	70 kg	200x200, 300x300, 350x350, 400x200, 400x400, 600x200, 600x400	5°	-	360°

Wall Mounts

Fixed

- Low-profile mounting keeps the unit out of sight for a sleek, professional appearance
- Horizontal adjustment compensates for off-center wall studs



Part number :
DWF4585X

Part number	Description	Max weight capacity	VESA pattern (mm)
DWF1327M	Fixed Wall Mount for 13" to 27" Flat-Screen TVs and Monitors, Black	40 kg	50x50, 75x75, 75x100, 75x200, 100x75, 100x100, 100x200, 200x75, 200x100, 200x200
DWF3770L	Fixed Wall Mount for 37" to 70" Flat-Screen TVs and Monitors, Black	65 kg	300x200, 300x300, 300x400, 400x200, 400x300, 400x400, 500x200, 500x300, 500x400, 600x300, 600x400, 700x300, 700x400, 800x300, 800x400
DWF4585X	Fixed Wall Mount for 45" to 85" Flat-Screen TVs and Monitors, Black	90 kg	200x200, 200x300, 200x400, 300x200, 300x300, 300x400, 400x200, 400x300, 400x400, 500x300, 500x400, 600x300, 600x400, 800x300, 800x400
DWF60100XX	Fixed Wall Mount for 60" to 100" Flat-Screen TVs and Monitors, UL Certified, Black	159 kg	200x200, 200x300, 200x400, 200x500, 300x200, 300x300, 300x400, 300x500, 300x600, 400x200, 400x300, 400x400, 400x500, 400x600, 500x200, 500x300, 500x400, 500x500, 500x600, 600x300, 600x400, 600x500, 600x600, 700x300, 700x400, 700x500, 700x600, 800x300, 800x400, 800x500, 800x600, 900x400, 900x500, 900x600


Tilt

- Tilt adjustment provides improved viewing angles
- Low-profile mounting keeps the unit out of sight for a sleek, professional appearance
- Horizontal adjustment compensates for off-center wall studs



Part number :
DWT2655XP

Part number	Description	Max weight capacity	VESA pattern (mm)	Tilt
DWT1327S	Tilt Wall Mount for 13" to 27" Flat-Screen TVs and Monitors, Black	40 kg	75x75, 75x100, 100x75, 100x100	-15°/+10°
DWT2655XP	Tilt Wall Mount for 26" to 55" Flat-Screen TVs and Monitors, Black	75 kg	200x200, 200x300, 200x400, 300x200, 300x300, 300x400, 400x200, 400x300, 400x400	-10°/+10°
DWT3770X	Tilt Wall Mount for 37" to 70" Flat-Screen TVs and Monitors, Black	91 kg	200x200; 200x300; 200x400; 300x200; 300x300; 300x400; 400x200; 400x300; 400x400; 500x300; 500x400; 600x300; 600x400; 800x300; 800x400	-10°/+10°
DWT60100XX	Tilt Wall Mount for 60" to 100" Flat-Screen TVs and Monitors, UL Certified, Black	159 kg	100x100, 100x200, 200x100, 200x200, 200x300, 200x400, 200x500, 300x200, 300x300, 300x400, 300x500, 300x600, 300x700, 300x800, 400x200, 400x300, 400x400, 400x500, 400x600, 400x700, 400x800, 500x200, 500x300, 500x400, 500x500, 500x600, 500x700, 500x800, 600x300, 600x400, 600x500, 600x600, 600x700, 600x800, 700x300, 700x400, 700x500, 700x600, 700x700, 700x800, 800x300, 800x400, 800x500, 800x600, 800x700, 800x800, 900x400, 900x500, 900x600, 900x700, 900x800, 1000x400, 1000x500, 1000x600, 1000x700, 1000x800	-15°/+15°



Full motion

- Full-motion articulation provides the most flexible view optimization
- Increase available desk/table space in office applications
- One-touch repositioning provides convenient display adjustment



Part number :
DWM2655M

Part number	Description	Max weight capacity	VESA pattern (mm)	Tilt	Swivel	Display motion
DWM1327SE	Swivel/Tilt Wall Mount for 13" to 27" Flat-Screen TVs and Monitors, Black	15 kg	75x75, 100x100	-15°/+15°	180°	-
DWM1327SP	Swivel/Tilt Wall Mount with Screen Adjustment for 13" to 27" Flat-Screen TVs and Monitors, Black/Silver	15 kg	75x75, 75x100, 100x75, 100x100	-15°/+15°	180°	-2°/+2°
DWM2355S	Swivel/Tilt Wall Mount with Fully Articulating Arm for 23" to 55" Flat-Screen Displays, Black	23 kg	75x75, 100x100, 200x100, 200x200, 300x300, 400x200, 400x300, 400x400	-15°/+15°	180°	-
DWM2655M	Swivel/Tilt Wall Mount for 26" to 55" Flat-Screen TVs and Monitors, Black	50 kg	100x100, 100x200, 200x100, 200x200, 200x300, 200x400, 300x200, 300x300, 300x400, 400x200, 400x300, 400x400	-15°/+15°	120°	-5°/+5°
DWMC3770M	Swivel/Tilt Corner Wall Mount for 37" to 70" Flat/Curved Displays, Black	45 kg	100x100, 200x100, 200x200, 200x300, 200x400, 300x200, 300x300, 300x400, 400x200, 400x300, 400x400, 500x200, 500x300, 500x400, 600x300, 600x400	-8°/+5°	90°	-5°/+5°
DWM3770X	Swivel/Tilt Wall Mount for 37" to 70" Flat-Screen TVs and Monitors, Black	75 kg	100x100, 100x200, 200x100, 200x200, 200x300, 200x400, 300x200, 300x300, 300x400, 400x200, 400x300, 400x400, 500x200, 500x300, 500x400, 600x300, 600x400	-15°/+15°	120°	-3°/+3°
DWM60100XX	Swivel/Tilt Wall Mount for 60" to 100" Flat-Screen TVs and Monitors, UL Certified, Black	125 kg	200x200, 200x300, 200x400, 200x500, 300x200, 300x300, 300x400, 300x500, 300x600, 400x200, 400x300, 400x400, 400x500, 400x600, 500x200, 500x300, 500x400, 500x500, 500x600, 600x300, 600x400, 600x500, 600x600, 600x900, 700x300, 700x400, 700x500, 700x600, 800x400, 800x500, 800x600, 900x500, 900x600	-15°/+15°	90°	-3°/+3°

Outdoor

Part number	Description	Max weight capacity	VESA pattern (mm)	Tilt	Swivel	Display motion
DWM3270XOUT	Outdoor Full-Motion TV Wall Mount with Fully Articulating Arm for 32" to 80" Flat-Screen Displays, Black	50 kg	200x200, 300x200, 300x300, 400x200, 400x300, 400x400	-20°/+10°	180°	-3°/+3°
DWM3780XOUT	Outdoor Full-Motion TV Wall Mount with Fully Articulating Arm for 37" to 80" Flat-Screen Displays, Black	50 kg	200x200, 300x200, 400x200, 400x300, 400x400, 600x400	-20°/+10°	180°	-3°/+3°



Security Wall Mounts

- Deter theft of displays, especially in public areas with unguarded traffic
- Solid steel security bar slides through the mounting brackets and is secured with a combination lock (included)
- Display keeps the mount and security features out of sight for a sleek, professional appearance



Part number :
DWFSC3780MUL

Part number	Description	Max weight capacity	VESA pattern (mm)	Tilt	Swivel
Fixed					
DWFSC3255MUL	Heavy-Duty Fixed Security Wall Mount for 32" to 55" for Flat/Curved TVs and Monitors, UL Certified, Black	45 kg	200x200, 200x300, 200x400, 300x200, 300x300, 300x400, 400x200, 400x300, 400x400	-	-
DWFSC3780MUL	Heavy-Duty Fixed Security Wall Mount for 37" to 80" Flat/ Curved TVs and Monitors, UL Certified, Black	91 kg	300x200, 300x300, 300x400, 400x200, 400x300, 400x400, 500x200, 500x300, 500x400, 600x300, 600x400	-	-
DMVWSC4570XUL	Pop-Out Video Wall Mount w/Security for 45" to 70" Flat-Screen TVs and Monitors, UL Certified, Black	70 kg	200x200, 200x300, 200x400, 300x200, 300x300, 300x400, 400x200, 400x300, 400x400, 500x200, 500x300, 500x400, 600x300, 600x400	-	-
Tilt					
DWTSC3255MUL	Heavy-Duty Tilt Security Wall Mount for 32" to 55" Flat/ Curved TVs and Monitors, UL Certified, Black	68 kg	200x200, 200x300, 200x400, 300x200, 300x300, 300x400, 400x200, 400x300, 400x400	-15°/+10°	-
DWTSC3780MUL	Heavy-Duty Tilt Security Wall Mount for 37" to 80" Flat/ Curved TVs and Monitors, UL Certified, Black	91 kg	300x200, 300x300, 300x400, 400x200, 400x300, 400x400, 500x200, 500x300, 500x400, 600x200, 600x300, 600x400	-10°/+5°	-
DWTPSC4555M	Heavy-Duty Tilt Security TV Wall Mount for 45" to 55" Flat/ Curved TVs & Monitors, Portrait Mode, Black	50 kg	200x100, 200x200, 200x300, 200x400, 200x500, 300x200, 300x300, 300x400, 300x500, 300x600, 400x200, 400x300, 400x400, 400x500, 400x600	-10°/0°	-
Full motion					
DWMSC3780MUL	Heavy-Duty Full-Motion Security Wall Mount for 37" to 80" Flat/Curved TVs and Monitors, UL Certified, Black	91 kg	300x200, 300x300, 300x400, 300x500, 300x600, 300x700, 300x800, 400x200, 400x300, 400x400, 500x200, 500x300, 500x400, 600x300, 600x400, 700x300, 700x400, 800x300, 800x400	-10°/+5°	90°



VESA patterns matrix

Desk Mounts

Part Number	Max. Weight Capacity (kg)	VESA Patterns			
		75x75	75x100	100x75	100x100
1 Screen					
DDV1727S	6 kg	✓			✓
DDR1732SC	8 kg	✓			✓
DDR1732SAL	9 kg	✓			✓
DDR1327SFC	10 kg	✓	✓	✓	✓
2 Screens					
DDR1327SDD	12 kg	✓	✓	✓	✓
DDR1527SDC	8 kg	✓			✓
DDR1727DC	7 kg	✓			✓
DDR1327SDFC-1	8 kg	✓			✓
DDR1732DAL	9 kg	✓			✓
DMPDD1735AM	10 kg	✓			✓
3 Screens					
DDR1730TAL	7 kg	✓			✓
DMPDT1732AM	6 kg	✓			✓
4 Screens					
DDR1327MQ	8 kg	✓	✓	✓	✓

Wall Mounts

Part Number	Max. Weight Capacity (kg)	VESA PATTERN HxV (mm)																																	
		50x50	75x75	75x100	75x200	100x75	100x100	100x200	200x75	200x100	200x200	200x300	200x400	200x500	300x200	300x300	300x400	300x500	300x600	300x700	300x800	400x200	400x300	400x400	400x500	400x600	500x200	500x300	500x400						
Fixed																																			
DWF1327M	40 kg	✓	✓	✓	✓	✓	✓	✓	✓	✓	✓	✓																							
DWF3770L	65 kg													✓	✓	✓						✓	✓	✓						✓	✓	✓			
DWF4585X	91 kg										✓	✓	✓		✓	✓	✓					✓	✓	✓						✓	✓				
DWF60100XX	159 kg										✓	✓	✓	✓	✓	✓	✓	✓	✓				✓	✓	✓	✓	✓	✓	✓	✓	✓	✓			
DWFSC3255MUL	68 kg										✓	✓	✓		✓	✓	✓					✓	✓	✓											
DWFSC3780MUL	91 kg														✓	✓	✓					✓	✓	✓					✓	✓	✓				
DMVWSC4570XUL	70 kg										✓	✓	✓		✓	✓	✓					✓	✓	✓					✓	✓	✓				
Tilt																																			
DWT1327S			✓	✓		✓	✓																												
DWT2655XP	75 kg		✓	✓		✓	✓				✓	✓	✓	✓		✓	✓	✓					✓	✓	✓										
DWT3770X	91 kg										✓	✓	✓	✓		✓	✓	✓					✓	✓	✓						✓	✓			
DWTSC4555M	50 kg										✓	✓	✓	✓	✓	✓	✓	✓	✓	✓			✓	✓	✓	✓	✓	✓							
DWT60100XX	159 kg										✓	✓	✓	✓	✓	✓	✓	✓	✓	✓			✓	✓	✓	✓	✓	✓	✓	✓	✓	✓	✓		
DWTSC3255MUL	68 kg										✓	✓	✓		✓	✓	✓					✓	✓	✓											
DWTSC3780MUL	91 kg														✓	✓	✓					✓	✓	✓											
Full Motion																																			
DWM1327SE	15 kg		✓																											✓					
DWM1327SP	15 kg		✓	✓		✓	✓																												
DWM2355S	23 kg		✓								✓	✓											✓	✓	✓										
DWM2655M	50 kg										✓	✓	✓	✓		✓	✓	✓					✓	✓	✓										
DMWC3770M	45 kg										✓	✓	✓	✓									✓	✓	✓					✓	✓	✓			
DWM3770X	75 kg										✓	✓	✓	✓									✓	✓	✓						✓	✓			
DWMSC3780MUL	91 kg															✓	✓	✓	✓	✓	✓	✓	✓	✓	✓	✓	✓			✓	✓	✓			
DWM60100XX	125 kg										✓	✓	✓	✓	✓	✓	✓	✓	✓	✓				✓	✓	✓	✓	✓	✓	✓	✓	✓	✓	✓	
Outdoor																																			
DWM3270XOUT	50 kg										✓												✓	✓	✓										
DWM3780XOUT	50 kg										✓												✓	✓	✓										

VESA PATTERN HxV (mm)

500x500	500x600	500x700	500x800	600x200	600x300	600x400	600x500	600x600	600x700	600x800	600x900	700x300	700x400	700x500	700x600	700x700	700x800	800x300	800x400	800x500	800x600	800x700	800x800	900x400	900x500	900x600	900x700	900x800	1000x400	1000x500	1000x600	1000x700	1000x800				
					✓	✓												✓	✓																		
					✓	✓												✓	✓																		
✓	✓				✓	✓	✓	✓										✓	✓	✓	✓				✓	✓	✓										
					✓	✓																															
					✓	✓																															
					✓	✓													✓	✓																	
✓	✓	✓	✓	✓	✓	✓	✓	✓	✓	✓	✓	✓	✓	✓	✓	✓	✓	✓	✓	✓	✓	✓	✓	✓	✓	✓	✓	✓	✓	✓	✓	✓	✓	✓	✓	✓	
					✓	✓	✓																														
					✓	✓																															
					✓	✓																															
✓	✓				✓	✓	✓	✓				✓	✓	✓	✓					✓	✓							✓	✓								
						✓																															

Rolling & Carts TV Mounts

Part Number	Max. Weight Capacity (kg)	Shelves	VESA PATTERN HxV (mm)																													
			50x50	75x75	75x100	75x200	100x75	100x100	100x200	200x75	200x100	200x200	200x300	200x400	200x500	300x200	300x300	300x400	300x500	300x600	300x700	300x800	350x350	400x200	400x300	400x400	400x500	400x600	500x200			
Fixed																																
DMCS3255SG62	59 kg	1	✓					✓			✓	✓																	✓	✓	✓	
DMCS3255SG62W	59 kg	1	✓					✓			✓	✓																	✓	✓	✓	
DMCS3770SG75	79 kg	1						✓			✓	✓																✓	✓			
DMCS3770SG75W	79 kg	1						✓			✓	✓																✓	✓			
DMCS60105XXDD	150 kg	1									✓																	✓	✓	✓		
Tilt																																
DMC1342S	20 kg	-	✓		✓						✓	✓																				
DMCS3770L	40 kg	1										✓	✓	✓														✓	✓	✓		
DMCS60100XX	100 kg	1										✓	✓	✓	✓	✓	✓	✓	✓									✓	✓	✓	✓	✓
Full motion																																
DMCS3270XP	68 kg	1										✓	✓	✓	✓	✓	✓	✓	✓									✓	✓	✓	✓	✓
DMCS3770ROT	70 kg	1										✓																✓	✓	✓		
Workstation																																
DMCS1732S	8 kg	1	✓	✓		✓	✓																									

VESA PATTERN HxV (mm)

500x400	500x500	500x600	500x700	500x800	600x200	600x300	600x400	600x500	600x600	600x700	600x800	600x900	700x300	700x400	700x500	700x600	700x700	700x800	800x300	800x400	800x500	800x600	800x700	800x800	900x400	900x500	900x600	900x700	900x800	1000x400	1000x500	1000x600	1000x700	1000x800			
✓						✓	✓																														
✓	✓	✓				✓	✓	✓	✓			✓	✓	✓	✓	✓				✓	✓	✓	✓			✓	✓				✓	✓	✓				
✓	✓	✓				✓	✓	✓	✓			✓	✓	✓	✓	✓				✓	✓	✓	✓			✓	✓				✓	✓	✓				
					✓		✓																														

For more information, visit
tripplite.eaton.com